

Voyager

Rigid-frame active wheelchair

Article number 480A27=00000

Article number 480A27=10000 (Light Edition)



Standard equipment

- High-strength aluminium frame
- Rigid axle
- Angle- and height-adjustable footplate
- Different back angle settings possible from -15° to +27°
- Folding backrest, automatically engaging
- Aluminium side panels
- Wheel camber selectable in 3° increments
- Hollow rims with high-pressure tyres
- Knee lever wheel lock

Voyager Light – Special features

- Light aluminium footrest, fixed
- Back upholstery, adaptable, breathable
- Caster fork and caster bushing in lightweight construction
- "Infinity" ultralight rear wheels
- Aluminium screws

Weight saved in comparison to standard model: 1.5 kg

Max. user weight 120 kg

	Order no.:

<input type="checkbox"/> Provide estimate only		<input type="checkbox"/> Order	
Billing address/customer number			
Delivery address			
Sales person		Name	
		
		Date	Signature

Wheelchair dimensions			
Seat width (SW)	_____ cm	Anterior seat height (ASH)	_____ cm
Seat depth (SD)	_____ cm	Posterior seat height (PSH)	_____ cm
Back height (BH)	_____ cm	Lower leg length (LL) (frame measurement)	_____ cm

Model	Additional charge	
<input type="checkbox"/> Voyager		-
<input type="checkbox"/> MA 99 Voyager Light Edition		

Seat measurements								
Seat width SW in cm	<input type="checkbox"/> 32	<input type="checkbox"/> 34	<input type="checkbox"/> 36	<input type="checkbox"/> 38	<input type="checkbox"/> 40	<input type="checkbox"/> 42	<input type="checkbox"/> 44	<input type="checkbox"/> 46
Seat depth SD in cm	<input type="checkbox"/> 36	<input type="checkbox"/> 38	<input type="checkbox"/> 40	<input type="checkbox"/> 42	<input type="checkbox"/> 44	<input type="checkbox"/> 46	<input type="checkbox"/> 48	

Information

Seat height table

Anterior seat height (in cm)

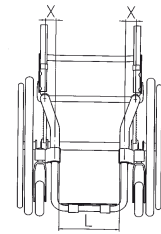
Caster fork		Short	Long
Rear wheel size	3"	44 – 46	48 – 50
	4"	44 – 48	48 – 51
	5"	45 – 49	48 – 51
	5.5"	47 – 50	49 – 53
	6"	48 – 50	49 – 54

Posterior seat height (in cm)

Wheel attachment device		Short	Medium	Long
Rear wheel size	24"	40 – 44	40 – 48	40 – 53
	26"	42 – 47	42 – 51	42 – 54

The values indicated are rounded values which have been theoretically determined. Max. deviation: 1 cm. The anterior seat height (ASH) depends on the selected wheel size, caster fork and mounting position. Please refer to the seat height table! Specified without seat cushion, at 0° seat inclination and 0° camber.

Inside dimensions (L) with respective offset/seat width in cm								
Seat width \ Offset	32	34	36	38	40	42	44	46
<input type="checkbox"/> X=0 cm	25	27	29	31	33	35	37	39
<input type="checkbox"/> X=2 cm	-	23	25	27	29	31	33	35
<input type="checkbox"/> X=4 cm	-	-	-	23	25	27	29	31



Seat height measurements																
Anterior seat height in cm	<input type="checkbox"/>	44	<input type="checkbox"/>	45	<input type="checkbox"/>	46	<input type="checkbox"/>	47	<input type="checkbox"/>	48	<input type="checkbox"/>	49	<input type="checkbox"/>	50	<input type="checkbox"/>	51
		<input type="checkbox"/>	52	<input type="checkbox"/>	53	<input type="checkbox"/>	54									
Posterior seat height in cm	<input type="checkbox"/>	40	<input type="checkbox"/>	41	<input type="checkbox"/>	42	<input type="checkbox"/>	43	<input type="checkbox"/>	44	<input type="checkbox"/>	45	<input type="checkbox"/>	46	<input type="checkbox"/>	47
		<input type="checkbox"/>	48	<input type="checkbox"/>	49	<input type="checkbox"/>	50	<input type="checkbox"/>	51	<input type="checkbox"/>	52	<input type="checkbox"/>	53	<input type="checkbox"/>	54	

Front frame angle			Additional charge
MA 20	<input type="checkbox"/>	75°	-
MA 21	<input type="checkbox"/>	85°	-

Front frame offset			Additional charge
MA 14	<input type="checkbox"/>	0 cm	-
MA 15	<input type="checkbox"/>	2 cm	-
MA 16	<input type="checkbox"/>	4 cm	-

Frame accessories			Additional charge
MA 50	<input type="checkbox"/>	Transport wheels	
MA 51	<input type="checkbox"/>	Tip-assist, right	
MA 52	<input type="checkbox"/>	Tip-assist, left	
MA 55	<input type="checkbox"/>	Anti-tipper, right	
MA 56	<input type="checkbox"/>	Anti-tipper, left	
MA 57	<input type="checkbox"/>	Crutch holder, right	
MA 58	<input type="checkbox"/>	Crutch holder, left	
MA 60	<input type="checkbox"/>	Frame pad	

The selection of transport wheels excludes the crutch holder, tip-assist and anti-tipper options, and vice versa.

Caster wheels		(dimensions in mm)	Additional charge
MF 01	<input type="checkbox"/>	3" skater caster, hard (70 x 25)	-
MF 11	<input type="checkbox"/>	3" luminous caster (70 x 24)	
MF 02	<input type="checkbox"/>	4" solid rubber, grey (100 x 32)	-
MF 21	<input type="checkbox"/>	4" luminous caster (100 x 24)	
MF 35	<input type="checkbox"/>	4" Froglegs soft caster, aluminium (100 x 38)	
MF 03	<input type="checkbox"/>	5" solid rubber, grey (125 x 32)	-
MF 36	<input type="checkbox"/>	5" Froglegs soft caster, aluminium (125 x 38)	
MF 04	<input type="checkbox"/>	5.5" soft caster, grey (140 x 40)	-
MF 05	<input type="checkbox"/>	6" pneumatic, grey (150 x 30)	-
MF 06	<input type="checkbox"/>	6" solid rubber, grey (155 x 33)	-
MF 37	<input type="checkbox"/>	6" Froglegs soft caster, aluminium (150 x 38)	

Caster forks			Additional charge
MF 80	<input type="checkbox"/>	Caster fork, long	-
MF 81	<input type="checkbox"/>	Caster fork, short	-

Caster axle			Additional charge
MF 90	<input type="checkbox"/>	Caster forks with threaded axles	-
MF 91	<input type="checkbox"/>	Caster forks with quick-release axles	

Rear wheel size			Additional charge
MG 02	<input type="checkbox"/>	24"	-
MG 03	<input type="checkbox"/>	26"	-

Information



MA 20 75° frame



MA 21 85° frame




MA 16 4 cm offset



MG 10 Spinerig SPOX rim



MG 15 Infinity rim



MG 76 Rear wheel attachment device



MD 85 Wheelbase extension




MG 97 Shock absorber




MH 03 Flip-down wheel lock



MD 55 Push handles, height-adjustable



ME 04 Carbon clothing protector



ME 05 Side panel with armrest



MB 03 Single-panel footrest




MB 10 Individual footrests



MB 20 Footrest for short lower leg length



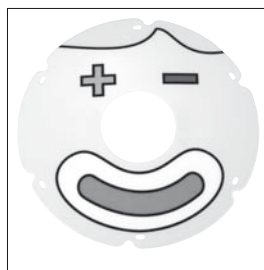
MB 71 Lateral heel blocks




MG 91 Eye Catcher decor



MG 92 Flower Power decor



MG 93 Clown decor



MG 94 Fire decor

Axle with camber			Additional charge
MG 40	<input type="checkbox"/>	0°	-
MG 41	<input type="checkbox"/>	3°	-
MG 42	<input type="checkbox"/>	6°	-
MG 43	<input type="checkbox"/>	9°	-

Rear wheel rim			24"	26"	Additional charge
MG 06	<input type="checkbox"/>	Hollow rims	•	•	-
MG 10	<input type="checkbox"/>	Spinergy SPOX	•		
MG 11	<input type="checkbox"/>	Spinergy LX	•		
MG 12	<input type="checkbox"/>	Hurricane wheel with aluminium push ring	•		
MG 13	<input type="checkbox"/>	Hurricane wheel with stainless steel push ring	•		-
MG 14	<input type="checkbox"/>	Mountain bike wheel (24", Schwalbe Landcruiser tyre, silver anodised push ring, spoke protector not available)	•		
MG 15	<input type="checkbox"/>	Infinity Ultralight (included with Light Edition)	•		

Tyres			24"	26"	Additional charge
MG 31	<input type="checkbox"/>	Schwalbe RightRun, fine tread, 1"	•	•	-
MG 32	<input type="checkbox"/>	Schwalbe HS 228, coarse tread, 1"	•		-
MG 33	<input type="checkbox"/>	Schwalbe DownTown, asymmetrical tread, 1"	•		-
MG 36	<input type="checkbox"/>	Schwalbe Airborne	•		
MG 37	<input type="checkbox"/>	Schwalbe Marathon Plus Evolution, 1", puncture-proof	•		

Rear wheel attachment device			Additional charge
MG 75	<input type="checkbox"/>	Short (max. posterior seat height 47 cm)	-
MG 76	<input type="checkbox"/>	Medium (max. posterior seat height 51 cm)	-
MG 77	<input type="checkbox"/>	Long (max. posterior seat height 54 cm)	-

Push rings			24"	26"	Additional charge
MG 50	<input type="checkbox"/>	Aluminium, black coated	•	•	
MG 52	<input type="checkbox"/>	Aluminium, silver anodised, high	•	•	
MG 53	<input type="checkbox"/>	Aluminium, silver anodised, low	•		
MG 54	<input type="checkbox"/>	Aluminium, rubber-coated	•	•	
MG 56	<input type="checkbox"/>	Stainless steel, polished, high	•	•	
MG 57	<input type="checkbox"/>	Stainless steel, polished, low	•		
MG 58	<input type="checkbox"/>	Titanium, polished, high	•	•	
MG 60	<input type="checkbox"/>	Top Grip, high (wide mounting position only)	•		
MG 61	<input type="checkbox"/>	The Surge	•		
MX 27	<input type="checkbox"/>	Natural fit, regular grip	•		

Mounting			Additional charge
MG 70	<input type="checkbox"/>	Narrow	-
MG 71	<input type="checkbox"/>	Wide	-

Wheelbase extension		Additional charge
MG 85	<input type="checkbox"/>	Wheelbase extension with second axle
MG 86	<input type="checkbox"/>	Wheelbase extension, single

Rear wheel accessories		Additional charge
MG 87	<input type="checkbox"/>	High-pressure air pump, 14 bar
MG 88	<input type="checkbox"/>	Airman pump, battery-operated

Shock absorber		Additional charge
MG 97	<input type="checkbox"/>	Degree of damping 1: 40 – 65 kg
MG 98	<input type="checkbox"/>	Degree of damping 2: 66 – 90 kg
MG 99	<input type="checkbox"/>	Degree of damping 1: 91 – 120 kg

Wheel locks		Additional charge
MH 01	<input type="checkbox"/>	Knee lever wheel lock – standard
MH 02	<input type="checkbox"/>	Knee lever wheel lock – standard, short
MH 03	<input type="checkbox"/>	Knee lever wheel lock – flip-down

Wheel lock accessories		Additional charge
MH 10	<input type="checkbox"/>	Plug-on wheel lock lever extension

Back height	
<input type="checkbox"/> 25	<input type="checkbox"/> 30 <input type="checkbox"/> 35 <input type="checkbox"/> 40 <input type="checkbox"/> 45

Back system		Additional charge
MD 05	<input type="checkbox"/>	Upholstery, adaptable
MD 25	<input type="checkbox"/>	Upholstery, height-adjustable/adaptable, including long push handles (only for Voyager model) from BH 30 cm
MD 26	<input type="checkbox"/>	Upholstery, height-adjustable/adaptable, including short push handles (only for Voyager model) from BH 30 cm
MD 32	<input type="checkbox"/>	Backster (firm back) Angle adjustment <input type="checkbox"/> 0° <input type="checkbox"/> 5° <input type="checkbox"/> 10° <input type="checkbox"/> 15°
MD 06	<input type="checkbox"/>	Without

Push handles for upholstery, adaptable, and Backster		Additional charge
MD 50	<input type="checkbox"/>	Short
MD 51	<input type="checkbox"/>	Long
MD 52	<input type="checkbox"/>	Telescoping, long
MD 53	<input type="checkbox"/>	Telescoping, short
MD 56	<input type="checkbox"/>	Fold-down (from BH 30 cm)
MD 59	<input type="checkbox"/>	Without

Backster accessories		Additional charge
MD 37	<input type="checkbox"/>	Fixed support, large, right
MD 33	<input type="checkbox"/>	Fixed support, large, left
MD 38	<input type="checkbox"/>	Fixed support, small, right
MD 34	<input type="checkbox"/>	Fixed support, small, left
MD 39	<input type="checkbox"/>	Swing-away support, right
MD 35	<input type="checkbox"/>	Swing-away support, left
MD 36	<input type="checkbox"/>	Lateral/lumbar pad set
MD 49	<input type="checkbox"/>	Back Extension

Side panels		Additional charge
ME 01	<input type="checkbox"/>	Standard side panel, aluminium -
ME 03	<input type="checkbox"/>	Plastic clothing protector
ME 04	<input type="checkbox"/>	Carbon clothing protector
ME 05	<input type="checkbox"/>	Side panel with armrest, aluminium

Seat upholstery		Additional charge
MC 13	<input type="checkbox"/>	Standard -
MC 06	<input type="checkbox"/>	Without -

Seat cushion		Additional charge
MC 01	<input type="checkbox"/>	Seat cushion, standard <input type="checkbox"/> 3 cm <input type="checkbox"/> 5 cm
MC 02	<input type="checkbox"/>	Cubic Foam seat cushion (thickness 5 cm)
MC 03	<input type="checkbox"/>	Combi Foam seat cushion (thickness 5 cm)
MC 04	<input type="checkbox"/>	Combi ^{3S} seat cushion (thickness 6.5 cm)
MC 05	<input type="checkbox"/>	Evolight seat cushion (thickness 6 cm)
MC 07	<input type="checkbox"/>	Evolight Pro seat cushion (thickness 8 cm)
MC 20	<input type="checkbox"/>	Terra seat cushion (thickness 10 cm)
MC 21	<input type="checkbox"/>	Aquos seat cushion (thickness 10 cm)
MC 22	<input type="checkbox"/>	Aerial seat cushion (thickness 10 cm)
MC 23	<input type="checkbox"/>	Aerial active seat cushion (thickness 8 cm)
MC 24	<input type="checkbox"/>	Aerial sport seat cushion (thickness 8 cm)
MC 25	<input type="checkbox"/>	Terra floam seat cushion (thickness 10 cm)

Lower leg length in cm (without seat cushion)
Desired setting: _____ (available setting range 17 – 50 cm)

Information: Footrests are continuously adjustable.

Footrests		Additional charge
MB 03	<input type="checkbox"/>	Single-panel footrest, angle-adjustable (lower leg length 38 – 50 cm) -
MB 10	<input type="checkbox"/>	Individual footrests (lower leg length 38 – 50 cm) -
MB 20	<input type="checkbox"/>	Single-panel footrest for short lower leg length (17 – 37 cm) (not available with Voyager Light)

Footrest accessories		Additional charge
MB 73	<input type="checkbox"/>	Lateral heel blocks (not available with Voyager Light)

Other accessories		Additional charge
MZ 50	<input type="checkbox"/>	Lap belt with plastic buckle
MZ 51	<input type="checkbox"/>	Lap belt with metal buckle
MZ 52	<input type="checkbox"/>	Tool kit

Please also use the order forms for wheelchair accessories 647F312 and 647F346 as well as NUTEC products 647F368.

Spoke protector for hollow rim		Additional charge
MG 90	<input type="checkbox"/>	Spoke protector, transparent
MG 91	<input type="checkbox"/>	Spoke protector, Eye Catcher decor
MG 92	<input type="checkbox"/>	Spoke protector, Flower Power decor
MG 93	<input type="checkbox"/>	Spoke protector, Clown decor
MG 94	<input type="checkbox"/>	Spoke protector, Fire decor
MG 96	<input type="checkbox"/>	Spoke protector, Gecko decor

Frame colours					
001	<input type="checkbox"/>	Brilliant silver	002	<input type="checkbox"/>	Anthracite metallic
003	<input type="checkbox"/>	Deep black	004	<input type="checkbox"/>	Ice blue
005	<input type="checkbox"/>	Sparkle light orange	008	<input type="checkbox"/>	Snake clear red
009	<input type="checkbox"/>	Dormant vinho sparkle	010	<input type="checkbox"/>	Dormant marine blue
012	<input type="checkbox"/>	Dormant sky blue	013	<input type="checkbox"/>	Deep black matte
014	<input type="checkbox"/>	Candy red	015	<input type="checkbox"/>	Clear reptile glossy
019	<input type="checkbox"/>	White pearl	021	<input type="checkbox"/>	Sparkle granny smith

Special colours		Additional charge
032	<input type="checkbox"/>	Pure metal blue
033	<input type="checkbox"/>	Pure metal green
034	<input type="checkbox"/>	Pure metal bronze
035	<input type="checkbox"/>	Pure metal red
99	<input type="checkbox"/>	Polished

Upholstery colours		Additional charge
901	<input type="checkbox"/>	Black -
902	<input type="checkbox"/>	Blue -

Special accessories		Additional charge
MZ 58	<input type="checkbox"/>	Bag for drive wheels
MZ 93	<input type="checkbox"/>	Wheelchair backpack
MZ 90	<input type="checkbox"/>	Tire-a-light, red (flashing lights for rear wheel valves)
MZ 91	<input type="checkbox"/>	Tire-a-light, blue (flashing lights for rear wheel valves)
MZ 92	<input type="checkbox"/>	Wheel blades (mini-skier for caster wheels)